




Tabla de compatibilidad de reguladores

Compatible	Sin parpadeo, insonora
Semi-compatible	Sin parpadeo, posible ruido
Incompatible	Posible parpadeo, posible ruido
No se ha probado	

Marca regulador	Tipo	Máx. potencia	Spot RA HQ Dim		Downlight HZ Dim				Spot Ava	
			7W	8W	7W	10W	13W	16W	7W	9W
										
ABB	2250 AJ-513	60 - 600W		2-11					2-6	2-6
Berker	286610	20-500W	1-13	1-5	1-13	1-10	1-7	1-6		1-11
Berker	2819	60-400W		1-10						
Berker	2830.10	60-400W	1-10			1-8	1-6	1-5	1-11	
Bticino	L-N-NT4411N	3-400W	1-11	1-11	1-11	1-11	1-6	1-5		
BULL	B6GD100	500W				1-10	1-7	1-6	1-14	
BUSCH-JAEGER	6523U	LED typical 2 ... 100W	1-13	1-11	1-13	1-10	1-7	1-6	1-14	1-11
BUSCH-JAEGER	6513 U-102	40 - 420W	1-11	1-9	1-11	1-8		1-5	1-12	1-9
BUSCH-JAEGER	2247U	20 - 500W		1-11	1-13	1-10	1-7	1-6	1-14	1-6
BUSCH-JAEGER	6524U	LED 2 - 100 W	1-13	2-5	1-13	1-10	1-7	1-6	1-14	
BUSCH-JAEGER	2250U	600W	1-16	2-11	1-16	1-12	1-9	1-7	1-17	2-13
BUSCH-JAEGER	6591 U-101-500	420W	1-13	1-12	1-11	1-11	1-7	1-6	1-12	1-10
BUSCH-JAEGER	6523 UR-103	2-400W	1-11	1-10	1-11	1-11	1-6	1-5	1-11	1-9
Busch	6523U-102	10-250W/LED2-100W	1-13		1-13	1-10	1-7	1-6	1-14	1-11
Busch	6526U	10-200W/LED2-100W					1-7			
Eetako	EUD61NPN-UC	400W		1-9						
EFAPEL	21215	3-50W	1-6	1-6	1-6	1-5	1-3	1-3	1-7	1-5
EFAPEL	21214	3-35W	1-4	1-4	1-4	1-3	1-2	1-2	1-5	1-4
EFAPEL	21216	3-85W	1-11	1-10	1-11	1-8	1-6	1-5	1-12	1-9
EPV	PAB 315	20-315W	1-8	1-7	1-8	1-6	1-4	1-4	1-9	1-7
Feller	40200 LED FMI 61	4-200W/VA	1-5	1-5	1-5	1-3	1-3	1-2		1-5
Feller	40600 RL FIM61	20-300W/VA	1-8	1-7	1-7	1-5	1-4	1-3		1-7
Feller	40300 RC FMI 61	40-600VA/W	1-16	1-7					1-16	1-12
Feller	40600 RLC FMI 61	20-600VA/W		1-15	1-15	1-11	1-8	1-7		1-12
GIRA	UNIV 420WV	50 VA - 420 VA		1-9						
GIRA	HAL/LED 500VA	20 VA - 500 VA							1-6	1-6
GIRA	117600/104	50-420W	1-11		1-11	1-8	1-6	1-5		
GIRA	226200/101	20-500W/LED3-100W	1-13		1-13	1-10	1-7	1-6	1-14	1-11
GIRA	0302 00/101	60-600W	1-16		1-16	1-12	1-9	1-7	1-17	1-13
GIRA	0307 00/102	20-525W	1-14		1-14	1-10		1-6	1-15	1-11
JUNG	225 NV DE	20-500W/LED3-100W	1-13	1-3	1-13	1-10	1-7	1-6	1-14	1-11
JUNG	266 G DE	60-600W	1-16	1-3	1-16	1-12	1-9	1-7	1-7	1-13
Klemko	891040	315W		1-5					1-6	1-6
Legrand	617 030	40-600w	1-16			1-12		1-7		1-13
merten	MEG5134-0000	4-400W	1-10	1-10	1-11	1-8	1-6	1-5	1-11	1-11
NIKO	310-0190X	5-325W	1-8	1-13	1-9	1-6	1-4	1-4	1-9	1-7
NIKO	310-02900	3-300W	1-8		1-8	1-6	1-4	1-3	1-8	1-7
NIKO	310-0490X	4-200W	1-6	1-5	1-6	1-6	1-3	1-3	1-6	1-5
NIKO	310-0390X	3-200W	1-5	1-5	1-5	1-5	1-3	1-2	1-5	1-5
NIKO	310-0280X	2-100W	1-3	1-12	1-2	1-3	1-7	1	1-3	1-11
NVC	EP8D11A BLB5	400W	1-10	1-9	1-11	1-8	1-6	1-5	1-11	
OPUS	852,397	7-110W/LED3-35W	1-4	1-4	1-4	1-3	1-2	1-2	1-5	1-3
PEHA	TRONIC-DIMMER 435 HAB	20-600W	1-16	1-10	1-16	1-12	1-7	1-7	1-17	1-2
PEHA	D 431HAN LED	6-120W/LED6-60W	1-8	1-7	1-8	1-6	1-4	1-4	1-8	1-7
TRUMP	DIMMAX 420SL	400W		1-10						
Panasonic	BS EN 60669-2-1	150-500W				1-10	1-7	1-6		
Panasonic	WEG578153	80-500W	1-13		1-13	1-10	1-7	1-6	1-14	1-11
SIEMENS	5UH8222-3NC01	40-500W	1-13	1-11	1-13	1-10	1-7	1-6	1-14	

Please note: For example, a Berker 286610 dimmer can control a minimum of 1 and a maximum of 10 Opplé GU10 3.2W lamps

Anexo 1

















Marca regulador	Modelo	Tipo	Máx. potencia	Filament												
				A60	A60	G45	G45	P45	P45	B35	B35	ST64	ST64	ST64	ST64	
				470lm	806lm	250lm	470lm	250lm	470lm	250lm	470lm	470lm	806lm	400lm	700lm	
																
Busch Jaeger	2247U	RL	500W	1-20	1-20	2-20	1-20	2-20	1-20	2-20	1-20	1-20	1-20	1-20	1-20	1-20
Busch Jaeger	2250U	R	600W	1-20	1-20	1-12	1-20	1-12	1-20	1-12	1-20	1-20	1-20	1-20	1-20	1-20
Busch Jaeger	6513 U-102	RC	40-420W	1-20	1-20	1-20	1-20	1-20	1-20	1-20	1-20	1-20	1-20	1-20	1-20	1-20
Busch Jaeger	6523U	R,L	100W	1-20	1-20	1-20	1-20	1-20	1-20	1-20	1-20	1-20	1-20	1-20	1-20	1-20
Busch Jaeger	6523 U-102	R,C	250W	1-20	1-20	1-20	1-20	1-20	1-20	1-20	1-20	1-20	1-20	1-20	1-20	1-20
Busch Jaeger	6591 U-101-500		60-420W	1-20	1-18	1-20	1-20	1-20	1-20	1-20	1-20	1-20	1-18	1-20	1-18	1-18
Busch Jaeger	6523 UR-103		2-400W	1-20	1-20	1-20	1-20	1-20	1-20	1-20	1-20	1-20	1-20	1-20	1-20	1-20
Jung	266 GDE	R	60-600W	1-20	1-20	1-20	1-20	1-20	1-20	1-20	1-20	1-20	1-20	1-20	1-20	1-20
Jung	Licht-Management 225 NV DE	RL	100W	1-20	1-20	2-20	1-20	1-20	1-20	1-20	1-20	1-20	1-20	1-20	1-20	1-20
Berker	286610	RL	500W	1-20	1-20	2-10	1-20	2-10	1-20	2-10	1-20	1-20	1-20	1-20	1-20	1-20
Berker	2819	R	400W	1-20	1-20	1-20	1-20	1-20	1-20	1-20	1-20	1-20	1-20	1-20	1-20	1-20
Berker	283010	R	400W	1-20	1-20	1-12	1-20	1-12	1-20	1-12	1-20	1-20	1-20	1-20	1-20	1-20
Wintop	13212	L	300W	1-20	1-20	1-20	1-20	1-20	1-20	1-20	1-20	1-20	1-20	1-20	1-20	1-20
Wintop	13512	RC	500W	1-20	1-20	1-20	1-20	1-20	1-20	1-20	1-20	1-20	1-20	1-20	1-20	1-20
Gira	1176 00/104	R,L,C	420W	1-20	1-20	1-20	1-20	1-20	1-20	1-20	1-20	1-20	1-20	1-20	1-20	1-20
Gira	2262 00/101	R,L	500W	1-20	1-20	2-20	1-20	2-20	1-20	2-20	1-20	1-20	1-20	1-20	1-20	1-20
Gira	030200	R	600W	1-20	1-20	1-12	1-20	1-20	1-20	1-20	1-20	1-20	1-20	1-20	1-20	1-20
Gira	030700	R,C	525W	1-20	1-20	1-20	1-20	1-20	1-20	1-20	1-20	1-20	1-20	1-20	1-20	1-20
Druck	8095	RL	400W	1-20	1-20	1-20	1-20	1-20	1-20	1-20	1-20	1-20	1-20	1-20	1-20	1-20
NIKO	310-01901	R,L,C,CFLi	325W	1-20	1-20	1-20	1-20	1-20	1-20	1-20	1-20	1-20	1-20	1-20	1-20	1-20
NIKO	310-0490X		4-200W	1-12	1-8	1-20	1-12	1-20	1-12	1-20	1-12	1-12	1-8	1-12	1-8	1-8
NIKO	310-0280X		2-100W	1-6	1-4	1-12	1-6	1-12	1-6	1-12	1-6	1-6	1-4	1-6	1-4	1-4
PEHA	431 HAN LED		120W/60W (LED)	1-13	1-8	1-13	1-13	1-20	1-20	1-20	1-20	1-13	1-8	1-13	1-8	1-8
PEHA	435 HAB		20-525W	1-20	1-20	1-20	1-20	1-20	1-20	1-20	1-20	1-20	1-20	1-20	1-20	1-20
merten	MEG5134-0000		4-400W	2-20	2-16	2-20	2-20	1-20	1-20	1-20	1-20	2-20	2-16	2-20	2-16	2-16
EFAPEL	21212		250W/85W (LED)	1-18	1-12	1-20	1-18	1-20	1-20	1-20	1-20	1-18	1-12	1-18	1-12	1-12
EFAPEL	21214		110W/35W (LED)	1-7	1-5	1-7	1-7	1-12	1-12	1-12	1-12	1-7	1-5	1-7	1-5	1-5
EFAPEL	21215		150W/50W (LED)	2-11	4-7	1-20	2-11	1-17	1-17	1-17	1-17	2-11	4-7	2-11	4-7	4-7
EFAPEL	21216		5-150W (LED)	1-20	1-20	1-20	1-20	1-10	1-10	1-10	1-10	1-20	1-20	1-20	1-20	1-20
EPV	PAB 315		315W	1-20	2-12	2-20	1-20	1-20	1-20	1-20	1-20	1-20	2-12	1-20	2-12	2-12
Legrand	617 030		40-600W	6-20	7-20	4-20	6-20	4-20	1-20	4-20	1-20	6-20	7-20	6-20	7-20	7-20
Panasonic	BS EN 60669-2-1		150W-500W	1-4	5-12	1-4	1-4	3-8	1-8	3-8	1-8	1-4	5-12	1-4	5-12	5-12
Panasonic	WEG578153		80-500W	1-20	4-20	1-20	1-20	3-9	1-9	3-9	1-9	1-20	4-20	1-20	4-20	4-20
SIEMENS	5UH8222-3NC01		40W-500W	1-20	1-20	1-20	1-20	3-20	1-20	3-20	1-20	1-20	1-20	1-20	1-20	1-20
NVC	EP8D11A BLB5		400W	4-20	2-20	4-20	4-20	4-20	1-20	4-20	1-20	4-20	2-20	4-20	4-20	2-20
NIKO	310-02900		200W	1-20	1-20	1-20	1-20	1-20	1-20	1-20	1-20	1-20	1-20	1-20	1-20	1-20
Legrand	665714		400W/75W (LED)	1-20	1-10	1-16	1-20	2-20	1-20	2-20	1-20	1-20	1-10	1-20	1-10	1-10
Bticino	N4411N		400W/75W (LED)	1-20	1-10	1-16	1-20	2-20	1-20	2-20	1-20	1-20	1-10	1-20	1-10	1-10
Feller	40200 LED FMI 61		400W	1-20	1-16	1-20	1-20	1-20	1-20	1-20	1-20	1-20	1-16	1-20	1-16	1-16
Feller	40600 RL FIM61		40-600W	1-20	1-20	1-20	1-20	1-20	1-20	1-20	1-20	1-20	1-20	1-20	1-20	1-20
Feller	40300 RC FMI 61		20-300W	1-20	1-16	1-20	1-20	1-20	1-20	1-20	1-20	1-20	1-16	1-20	1-16	1-16
Feller	40600 RLC FMI 61		20-600W	1-20	1-20	1-20	1-20	1-20	1-20	1-20	1-20	1-20	1-20	1-20	1-20	1-20

Tabla de compatibilidad de reguladores

Compatible	Sin parpadeo, insonora
Semi-compatible	Sin parpadeo, posible ruido
Incompatible	Posible parpadeo, posible ruido
No se ha probado	

Marca regulador	Modelo	Tipo	Máx.potencia	GU10			LED Module Clio GEN2		LED Ceiling Light Apollo	T5 Batten DIM	
				3,2W	5,2W	7,5W	22W	36W	22W	9W	18W
											
Busch Jaeger	2247U	RL	500W	1-10	1-3	1-10	1-4	1-3	1-4	1-6	1-6
Busch Jaeger	2250U	R	600W	1-10	1-5	1-10	1-5	1-3	1-5	1-6	1-5
Busch Jaeger	6513 U-102	RC	40-420W	2-10	1-10	1-10	1-6	1-4	1-6	1-9	1-5
Busch Jaeger	6523U	R,L	100W	1-10	1-5	1-10	1-1	1-2	1-1	1-1	1-1
Busch Jaeger	6523 U-102	R,C	250W	1-10	1-10	1-10	1-1	1-1	1-1	1-1	1-1
Jung	266 GDE	R	60-600W	1-10	1-7	1-10	1-4	1-3	1-4	1-6	1-6
Jung	Licht-Management 225 NV DE	RL	100W	1-10	1-5	1-10				1-6	1-6
Berker	286610	RL	500W	1-10	1-3		1-4	1-3	1-4	1-6	1-3
Berker	2819	R	400W	1-7	1-4		1-1	1-1	1-1	1-3	1-3
Berker	283010	R	400W	1-10	1-3	1-10	1-2	1-1	1-2	1-3	1-3
Wintop	13212	L	300W				1-2	1-1	1-2	1-2	1-2
Wintop	13512	RC	500W	1-10	1-10	1-10	1-7	1-4	1-7	1-22	1-16
Gira	1176 00/104	R,L,C	420W	1-10	1-10	1-10	1-2	1-2	1-2	1-18	1-12
Gira	2262 00/101	R,L	500W	1-10	1-10	1-10	1-5	1-3	1-5	1-6	1-6
Gira	030200	R	600W	1-10	1-3	1-10	1-5	1-3	1-5	1-6	1-6
Gira	030700	R,C	525W	1-10	1-10	1-10	1-5	1-4	1-5	1-23	1-16
Druck	8095	RL	400W	1-10	1-10	1-10	1-2	1-2	1-2	1-3	1-3
NIKO	310-01901	R,L,C,CFLi	325W	1-8	1-13	1-8	1-4	1-3	1-4	1-13	1-9
OPUS	852,397		110W/35W(LED)	1-10	1-6	1-4					
NIKO	310-0190X		5-325W	1-8	1-13	1-10	1-4	1-3	1-4		
PEHA	431 HAN LED		120W/60W(LED)	1-13	1-11	1-7	1-2		1-2		
PEHA	435 HAB		20-525W	1-14	1-20	1-20	1-5	1-5	1-5		
merten	MEG5134-0000		4-400W	1-11	1-17	1-20	1-5	1-3	1-5		
EFAPPEL	21212		250W/85W(LED)	1-20			1-1	1-1	1-1		
EFAPPEL	21214		110W/35W(LED)	1-10							
EFAPPEL	21215		150W/50W(LED)				1-2		1-2		
EFAPPEL	21216		5-150W(LED)								
EPV	PAB 315		315W	1-8	1-13	1-11					
Legrand	617 030		40-600W	2-7			1-2		1-2		
Panasonic	BS EN 60669-2-1		150W-500W	1-4	1-3	1-4	1-1	1-1	1-1		
Panasonic	WEG578153		80-500W	1-4	1-2		1-2	1-1	1-2		
BULL	B6GD100		200W								
SIEMENS	5UH8222-3NC01		40W-500W	1-5		1-4	1-1	1-1	1-1		
NVC	EP8D11A BLB5		400W	1-2	1-2	1-2	1-1	1-1	1-1		
NIKO	310-02900		200W	1-2	1-2	1-2	1-1	1-1	1-1		
Legrand	665714		400W/75W(LED)	1-20	1-14	1-10	1-3	1-2	1-3		
Bticino	N4411N		400W/75W(LED)	1-20	1-14	1-10	1-3	1-2	1-3		
Feller	40200 LED FMI 61		400W	1-11	1-17	1-14	1-5	1-3	1-5		
Feller	40600 RL FIM61		40-600W	1-5	1-7	1-9	1-4	1-2	1-4		
Feller	40300 RC FMI 61		20-300W	1-11	1-17	1-14	1-5	1-3	1-5		
Feller	40600 RLC FMI 61		20-600W	1-8	1-7	1-9	1-4	1-3	1-4		